



# TG703 INTERACTIVE ANIMAL KINGDOM

## User Manual



English p 1

This product may contain small parts that could be a choking hazard. Small Children under 6 years old should be closely supervised while using this product.

PLEASE FOLLOW THESE INSTRUCTIONS CAREFULLY AND KEEP THIS INSTRUCTION BOOKLET FOR FUTURE REFERENCE.

DUE TO CONTINUAL IMPROVEMENTS ACTUAL PRODUCT MAY BE DIFFERENT TO ILLUSTRATIONS

# ENGLISH MANUAL - CONTENTS

1.

## IMPORTANT INFORMATION

1.1 Safety Information .....	3
1.2 Battery Safety .....	3
1.3 Battery Installation .....	3

2.

## INTRODUCTION

2.1 Book Reader - Interactive Animal Kingdom .....	4
--	---

3.

## MODES

2.1 Reading Mode .....	5
3.2 Quiz Mode .....	5

4.

## MAINTENANCE & TROUBLESHOOTING

4.1 Care & Maintenance .....	6
4.2 Troubleshooting .....	6

## WARRANTY

Warranty Information .....	7
----------------------------	---

**If you have any issues with your product or have any questions, please contact us via email:**

**[help@thinkgizmos.com](mailto:help@thinkgizmos.com)**

**This is the quickest way to resolve any problems. You will be surprised how fast we will get back to you on email with a resolution.**

**All our products are covered by our manufacturer's warranty, details can be found on page 7.**

**For more of our brilliant products, search Amazon for "ThinkGizmos".**

***ThinkGizmos "Small enough to care big enough to deliver".***

# 1. IMPORTANT INFORMATION

## 1.1 Safety Information

Thank you for purchasing the Interactive Animal Kingdom. Please read through this instruction manual before use as it contains all the information you need about how to correctly enjoy this product.



### CAUTION

#### ELECTRONIC PRODUCT

Do not leave children aged 6 or below unattended with this toy. This product should be used in accordance with this user manual in a safe way to avoid electric shock.

#### ADULT SUPERVISION REQUIRED

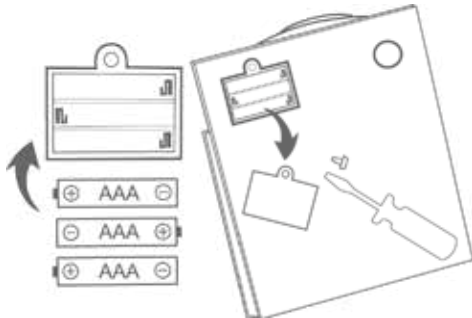
WARNING! Do not try to modify this product in any way as this may invalidate your warranty.

WARNING! Contains small parts, child supervision is required at all times.

## 1.2 Battery Safety

- 1) Use only brand new batteries of the correct size and power.
- 2) Do not mix old and new batteries, different types of batteries (zinc, alkaline or rechargeable).
- 3) If using rechargeable batteries, ensure they are all the same capacity.
- 4) Do not try and charge non-rechargeable batteries.
- 5) Rechargeable batteries should be charged by an Adult or under Adult supervision. Stop charging immediately if you notice any abnormal behaviour.
- 6) Do not throw batteries in the fire.
- 7) Replace all batteries of the same type/brand at the same time.
- 8) The supply terminals are not to be short circuited.
- 9) Remove empty batteries from the product.
- 10) Batteries should be changed by an Adult.
- 11) If the Interactive Animal Kingdom is going to be inactive for a long period of time, please remove all batteries.
- 12) For your safety, please operate according to these instructions.

## 1.3 Battery Installation



1. Make sure power is off.
2. Find the battery- cover in the back(as indicated), loosen the screw by a screwdriver.
3. Follow the instructions to install 3 new batteries AA 1.5V (We recommend brand new alkaline or best performance.)

## 2. INTRODUCTION

### 2.1 Book Reader - Interactive Animal Kingdom

Interactive Animal Kingdom is an interactive electronic reading book for your child to learn about some animals we share our planet with. Your child will learn about 12 different animals via 27 pages of in-depth artwork and stories. Find out about their appearances, footprints, diet, behaviour, their Kingdoms and more.


This book reader is packed with playful melodies, friendly voices and the interesting sounds that you find in the wild.


Test your child's knowledge with a True/False quiz to keep them challenged for years to come.

27 Page Book



Interactive Animal Kingdom has two modes: Reading Mode and Quiz Mode.

To turn Interactive Animal Kingdom on, move the power switch to the I  position.

To turn Interactive Animal Kingdom off, move the power switch to the O  position.

The item will automatically enter sleep mode when no action has been detected for over 2 minutes. Press any button or use the reading palm to wake up.

### 3. MODES


#### 3.1 Reading Mode



The 27 page book contains many facts and information about 12 different animals.

- |                    |              |                |
|--------------------|--------------|----------------|
| 01. Tiger          | 05. Camel    | 09. Giraffe    |
| 02. Giant Anteater | 06. Addax    | 10. Leopard    |
| 03. Brown Bear     | 07. Kangaroo | 11. Penguin    |
| 04. Sea Otter      | 08. Zebra    | 12. Polar Bear |

Flip the Reading Palm over to show the paw print. Press the Reading Palm down on the "Page Code" of the animal page. It will start reading the contents with a playful melody, a friendly voice and many interesting sounds.



Page Code



#### 3.2 Quiz Mode



##### Quiz Button

After selecting an animal page with the reading palm, press the quiz button to enter the True/False quiz mode. Press the quiz button again to skip to the next question.



##### True & False Buttons

In quiz mode, press the true or false button to answer the question. If the input is incorrect, it will show the correct answer within blinking green or red LED light.



## 4. MAINTENANCE & TROUBLESHOOTING

### 4.1 Care & Maintenance

- Keep the Interactive Animal Kingdom clean by wiping it with a soft dry cloth.
- Keep away from exposure to direct sunlight for extended periods and keep away from direct heat sources.
- Remove batteries when not in use for an extended time.
- Do not drop on a hard surface or disassemble the unit.
- Do not immerse in water.

### 4.2 Troubleshooting

If you are having problems with your Interactive Animal Kingdom.

- Turn the unit off.
- Remove the battery cover and take out batteries.
- Wait a minute for the power to dissipate.
- Replace batteries and secure the battery cover.
- Turn the unit on.

If this does not resolve your issue. Please contact ThinkGizmos via email:

**[help@thinkgizmos.com](mailto:help@thinkgizmos.com)**

and we will endeavor to resolve your problem as quickly as possible.

# WARRANTY

## Warranty Information

### What is Covered:

This warranty covers any defects in materials or workmanship, with the exceptions stated below.

### How Long Coverage Lasts:

This warranty runs for 1 Year from the date your Interactive Animal Kingdom is delivered.

### What is not covered:

Any problem that is caused by abuse, misuse, or an act of God (such as a flood) are not covered.

### What We Will Do:

If the Product proves defective during the warranty period, we will provide you with the instructions for the return, and we will take one of the following actions: (i) replace the Product with a product that is the same or equivalent to the Product you purchased; (ii) repair the Product; or (iii) refund to you the whole of or part of the purchase price of the Product.

### How To Get Service:

To obtain instructions on how to obtain service under this warranty, contact our customer service by phone or email. You will find the contact details of our customer service below. Customer service may ask you questions to determine your eligibility under this warranty, and if you are eligible you'll be given instructions for returning the defective Product. If we send you a replacement or repair your Product, we will pay the cost of delivering the replacement or repaired Product to you.

**Do not return the item to the original place of purchase, please contact Think Gizmos direct.**



Think Gizmos, Unit 19, Lawson Hunt Industrial Park,  
Broadbridge Heath, West Sussex, RH12 3JR

Tel.: +44/(0)203 384 8304

help@thinkgizmos.com • www.thinkgizmos.com



**Meaning of the 'Dustbin' Symbol:**

To protect our environment, do not dispose of electrical equipment in with domestic waste.

Please return any electrical equipment that you will no longer use to the collection points provided for their disposal.

This helps to avoid the potential effects of incorrect disposal on the environment and human health.

This will contribute to the recycling and other forms of reutilisation of electrical and electronic equipment.

Information concerning where the equipment can be disposed of can be obtained from your local authority.



“CE” marking states that the product is compliant to European Directives 2014/35/EU Low Voltage Directive (LVD)  
2004/108/EC EMC Directive

It is possible to request a full copy of Declaration of compliance from the Distributor.

This product complies with the rules of RoHS Directive(2011/651EU)  
This product complies with the rules of Eup Directive(2009/125/EC)

Thinkgizmos is a registered trademark of Paramount Zone Ltd